




# Y3 Series three-Phase asynchronous Motors



# Y3 Series three-Phase asynchronous Motors



## Technical data of Y3 series


Type	Output		Amps (A)	Speed r/min	EFF. %	P.F. COS $\Phi$	Rt N.m	LRT RLT	BDT RLT	LRA RLA	Moment J kgm	dB(A)	Kg
	KW	HP											
Y3-63M1-2	0.18	0.25	0.53	2730	65	0.80	0.63	2.2	2.2	5.5	0.00031	50	14
Y3-63M2-2	0.25	0.37	0.69	2730	68	0.81	0.875	2.2	2.2	5.5	0.00040	50	14.5
Y3-63M1-2	0.37	0.5	0.78	2755	69	0.81	1.283	2.2	2.2	6.1	0.00055	53	15
Y3-63M2-2	0.55	0.75	1.38	2790	74	0.82	1.884	2.2	2.3	6.1	0.00060	53	15.5
Y3-63M1-2	0.75	1	1.83	2845	75	0.83	2.52	2.2	2.3	6.1	0.00075	57	16.5
Y3-90S-2	1.1	1.5	2.61	2835	76.2	0.84	3.71	2.2	2.3	7	0.00090	57	17.5
Y3-90L-2	1.5	2	3.46	2850	78.5	0.84	5.03	2.2	2.3	7	0.00120	61	21
Y3-100L-2	2.2	3	4.85	2855	81	0.85	7.36	2.2	2.3	7	0.00140	61	25
Y3-112M-2	3	4	6.34	2860	82.6	0.87	10.02	2.2	2.3	7.5	0.00290	63	33
Y3-132S1-2	4	5.5	8.2	2890	84.2	0.88	13.22	2.2	2.3	7.5	0.00550	64	41
Y3-132S2-2	5.5	7.5	11.1	2905	85.7	0.88	18.09	2.2	2.3	7.5	0.01090	69	63
Y3-63M1-2	7.5	10	14.9	2900	87	0.88	24.7	2.2	2.3	7.5	0.01260	69	70
Y3-160M1-2	11	15	21.2	2930	88.4	0.89	35.9	2.2	2.3	7.5	0.03770	74	110
Y3-160M2-2	15	20	28.6	2930	89.4	0.89	48.9	2.2	2.3	7.5	0.04990	74	120
Y3-160L-2	18.5	25	34.7	2950	90	0.90	60.3	2.2	2.3	7.5	0.05500	74	135
Y3-180M-2	22	30	41	2955	90.5	0.90	71.3	2	2.3	7.5	0.07500	76	165
Y3-200L1-2	30	40	55.4	2955	91.4	0.90	97	2	2.3	7.5	0.12400	78	218
Y3-200L2-2	37	50	67.9	2955	92	0.90	119.6	2	2.3	7.5	0.13900	78	230
Y3-63M1-2	45	60	82.1	2960	92.5	0.90	145.3	2	2.3	7.5	0.23300	78	280
Y3-255M-2	55	75	99.8	2970	93	0.90	176.9	2	2.3	7.5	0.31200	79	365
Y3-250M-2	75	100	135.3	2970	93.6	0.90	241	2	2.3	7.5	0.57900	80	495
Y3-280S-2	90	120	160	2970	93.9	0.91	290	2	2.3	7.5	0.67500	80	565
Y3-315S-2	110	150	195.4	2975	94	0.91	353	1.8	2.2	7.1	1.18000	82	890
Y3-315M-2	132	175	233	2975	94.5	0.91	424	1.8	2.2	7.1	1.82000	82	980
Y3-315L1-2	160	220	279	2975	94.6	0.92	514	1.8	2.2	7.1	2.08000	84	1055
Y3-315L2-8	200	270	348	2980	94.8	0.92	641	1.8	2.2	7.1	2.38000	84	1100
Y3-355M-2	250	340	434	2985	95.2	0.92	800	1.6	2.2	7.1	3.00000	87	1900
Y3-355L-2	315	430	545	2985	95.4	0.92	1008	1.6	2.2	7.1	3.50000	87	2300
Y3-315S-10	45	60	99.6	592	91.5	0.75	726	1.5	2	6.2	4.79000	68	818
Y3-315M-10	55	75	121.1	592	92	0.75	888	1.5	2	6.2	5.58000	68	928
Y3-315L1-10	75	100	164.3	592	92.5	0.76	1211	1.5	2	6.2	6.37000	68	1080
Y3-315L2-10	90	120	191	592	93	0.77	1453	1.5	2	6.2	7.23000	68	1200
Y3-355M1-10	110	150	230	594	93.2	0.78	1769	1.3	2	6	7.90000	75	1800
Y3-355M2-10	132	175	275	594	93.5	0.78	2174	1.3	2	6	10.30000	75	2000
Y3-355L-10	160	220	333	594	93.5	0.78	2574	1.3	2	6	12.30000	75	2500

# Y3 Series three-Phase asynchronous Motors

## Technical data of Y3 series

Type	Output		Amps (A)	Speed r/min	EFF %	P.F. Cos $\Phi$	RT N.M	LRT RLT	BDT RLT	LRA RLA	Moment J kgm	dB(A)	Kg
	KW	HP											
Y3-63M1-4	0.12	0.18	0.44	1330	57	0.72	0.863	2.1	2.2	4.4	0.00050	42	13
Y3-63M2-4	0.18	0.25	0.62	1330	60	0.73	1.293	2.1	2.2	4.4	0.00060	42	13.5
Y3-71M1-4	0.25	0.37	0.79	1345	65	0.74	1.776	2.1	2.2	5.2	0.00080	44	14
Y3-71M2-4	0.37	0.5	1.12	1340	67	0.75	2.64	2.1	2.2	5.2	0.00130	44	14.5
Y3-80M1-4	0.55	0.75	1.57	1390	71	0.75	3.78	2.4	2.3	5.2	0.00180	47	15
Y3-80M2-4	0.75	1	2.05	1380	73	0.76	5.19	2.3	2.3	6	0.00210	47	16
Y3-90S-4	1.1	1.5	2.85	1390	76.2	0.77	7.56	2.3	2.3	6	0.00230	49	23
Y3-90L-4	1.5	2	3.72	1400	78.5	0.78	10.24	2.3	2.3	6	0.00270	49	25
Y3-100L1-4	2.2	3	5.09	1420	81	0.81	14.8	2.3	2.3	7	0.00540	52	33
Y3-100L2-4	3	4	6.73	1420	82.6	0.82	20.2	2.3	2.3	7	0.00670	52	35
Y3-112M-4	4	5	8.8	1430	84.2	0.82	26.7	2.3	2.3	7	0.00950	53	41
Y3-132S-4	5.5	7.5	11.7	1445	85.7	0.83	36.4	2.3	2.3	7	0.02140	59	65
Y3-132M-4	7.5	10	15.6	1450	87	0.84	49.4	2.3	2.3	7	0.02960	59	76
Y3-160M-4	11	15	25.5	1455	88.4	0.84	72.2	2.2	2.3	7	0.07470	63	118
Y3-160L-4	15	20	30	1455	89.4	0.85	98.5	2.2	2.3	7.5	0.09180	63	132
Y3-180M-4	18.5	25	36.3	1465	90	0.86	120.7	2.2	2.3	7.5	0.13900	64	164
Y3-180L-4	22	30	42.9	1465	90.5	0.86	143.5	2.2	2.3	7.5	0.15800	64	182
Y3-200L-4	30	40	58	1470	91.4	0.86	195	2.2	2.3	7.2	0.26200	66	245
Y3-225S-4	37	50	70.2	1475	92	0.87	240	2.2	2.3	7.2	0.40600	67	258
Y3-225M-4	45	60	85	1475	92.5	0.87	292	2.2	2.3	7.2	0.46900	67	290
Y3-250M-4	55	75	103.38	1480	93	0.87	355	2.2	2.3	7.2	0.66000	69	388
Y3-280S-4	75	100	139.9	1485	93.6	0.87	483	2.2	2.3	7.2	1.12000	72	510
Y3-280M-4	90	120	167.4	1485	93.9	0.87	579	2.2	2.3	7.2	1.64000	72	606
Y3-315S-4	110	150	201	1485	94.5	0.88	708	2.1	2.2	6.9	3.1000	79	910
Y3-315M-4	132	175	240	1485	94.8	0.88	849	2.1	2.2	6.9	3.62000	79	1000
Y3-315L1-4	160	220	288	1485	94.9	0.89	1029	2.1	2.2	6.9	4.13000	83	1055
Y3-315L2-4	200	270	360	1490	94.9	0.89	1283	2.1	2.2	6.9	4.73000	83	1128
Y3-355M-4	250	340	443	1490	95.2	0.9	1603	2.1	2.2	6.9	6.50000	86	1700
Y3-355L-4	315	430	559	1490	95.2	0.9	2020	2.1	2.2	6.9	8.20000	86	1900
Y3-71M1-6	0.18	0.25	0.74	870	56	0.66	1.98	1.9	2	4	0.00110	41	14
Y3-71M2-6	0.25	0.37	0.95	870	59	0.68	2.75	1.9	2	4	0.00140	41	14.5
Y3-80M1-6	0.37	0.5	1.3	880	62	0.70	4.02	1.9	2	4.7	0.00160	42	15
Y3-80M2-6	0.55	0.75	1.79	880	65	0.72	5.97	1.9	2.1	4.7	0.00190	42	16
Y3-90S-6	0.75	1	2.29	905	69	0.72	7.92	2	2.1	5.5	0.00290	45	19
Y3-90L-6	1.1	1.5	3.18	905	72	0.73	11.61	2	2.1	5.5	0.00350	45	22
Y3-100L-6	1.5	2	4	930	76	0.75	15.41	2	2.1	5.5	0.00690	49	32
Y3-112M-6	2.2	3	5.57	945	79	0.76	22.2	2	2.1	6.5	0.01400	53	41
Y3-132S-6	3	4	7.4	960	81	0.76	29.9	2.1	2.1	6.5	0.02860	57	63
Y3-132M1-6	4	5.5	9.75	960	82	0.76	39.8	2.1	2.1	6.5	0.03570	57	72
Y3-132M2-6	5.5	7.5	12.92	960	84	0.77	54.7	2.1	2.1	6.5	0.04490	57	81
Y3-160M-6	7.5	10	17.21	970	86	0.77	73.9	2	2.1	6.5	0.08100	61	118
Y3-160L-6	11	15	24.5	970	87.5	0.78	108.4	2	2.1	6.5	0.11600	61	145
Y3-180L-6	15	20	31.6	975	89	0.81	147	2	2.1	7	0.20700	61	178

# Y3 Series three-Phase asynchronous Motors



## Technical data of Y3 series

Type	Output		Amps (A)	Speed r/min	EFF %	P.F. COS $\phi$	Rt N.m	LRT RLT	BDT RLT	LRA RLA	Moment J kgm	dB(A)	Kg
	KW	HP											
Y3-200L1-6	18.5	25	38.6	980	90	0.81	180.4	2.1	2.1	7	0.31500	63	200
Y3-200L2-6	22	30	44.7	980	90	0.83	215	2.1	2.1	7	0.36000	63	228
Y3-225M-6	30	40	59.3	985	91.5	0.84	291	2	2.1	7	0.54700	63	265
Y3-250M-6	37	50	71.9	985	92	0.85	359	2.1	2.1	7	0.84300	64	370
Y3-280S-6	45	60	85.9	985	92.5	0.86	437	2.1	2	7	1.39000	66	490
Y3-280M-6	55	75	104.79	985	92.8	0.86	534	2.1	2	7	1.65000	66	540
Y3-315S-6	75	100	141.74	988	93.5	0.86	725	2	2	7	4.11000	71	900
Y3-315M-6	90	120	169.5	988	93.8	0.86	870	2	2	7	4.78000	71	980
Y3-315L1-6	110	150	207	988	94	0.86	1064	2	2	6.7	5.45000	71	1045
Y3-315L2-6	132	175	245	988	94.2	0.87	1277	2	2	6.7	6.12000	71	1100
Y3-355M1-6	160	220	292	990	94.5	0.88	1544	1.9	2	6.7	9.50000	77	1150
Y3-355M2-6	200	270	365	990	94.5	0.88	1930	1.9	2	6.7	10.40000	77	1600
Y3-355L-6	250	340	457	990	94.5	0.88	2413	1.9	2	6.7	12.40000	77	1700
Y3-80M1-8	0.18	0.25	0.88	645	51	0.61	2.67	1.8	1.9	3.3	0.00250	41	16
Y3-80M2-8	0.25	0.37	1.15	645	54	0.61	3.7	1.8	1.9	3.3	0.00300	41	18
Y3-90S-8	0.37	0.5	1.49	675	62	0.61	5.24	1.8	1.9	4	0.00510	44	22
Y3-90L-8	0.55	0.75	2.17	675	63	0.61	7.79	1.8	2	4	0.00650	44	24
Y3-100L1-8	0.75	1	2.43	685	70	0.67	10.46	1.8	2	4	0.00900	47	30
Y3-100L2-8	1.1	1.5	3.36	680	72	0.69	15.46	1.8	2	5	0.01100	47	32
Y3-112M-8	1.5	2	4.46	690	74	0.69	20.8	1.8	2	5	0.02450	49	40
Y3-132S-8	2.2	3	6.12	715	78	0.70	29.4	1.8	2	6	0.03140	52	64
Y3-132M-8	3	4	8.01	715	79	0.72	40.1	1.8	2	6	0.03950	52	78
Y3-132M1-8	4	5	10.3	720	81	0.73	53.1	1.9	2	6	0.07530	56	105
Y3-132M2-8	5.5	7.5	13.6	720	83	0.74	73	2	2	6	0.09310	56	115
Y3-160L-8	7.5	10	17.8	720	85.5	0.75	99.5	2	2	6	0.12600	56	145
Y3-180L-8	11	15	25.5	730	87.5	0.75	144	2	2	6.6	0.20300	57	160
Y3-200L1-8	15	20	34.1	735	88	0.76	195	2	2	6.6	0.33900	60	228
Y3-255S-8	18.5	25	41.1	730	90	0.76	242	1.9	2	6.6	0.49100	60	242
Y3-225M-8	22	30	47.4	730	90.5	0.78	288	1.9	2	6.6	0.54700	60	265
Y3-250M-8	30	40	64.2	735	91	0.78	390	1.9	2	6.6	0.83400	61	368
Y3-280S-8	37	50	77.8	738	91.5	0.79	479	1.9	2	6.6	1.65000	62	472
Y3-280M-8	45	60	94.1	738	92	0.79	583	1.9	2	6.6	1.93000	62	538
Y3-315S-8	55	75	111.2	740	92.8	0.81	710	1.8	2	6.6	4.79000	68	900
Y3-315M-8	75	100	151.3	740	93	0.81	968	1.8	2	6.6	5.58000	68	1000
Y3-315L1-8	90	120	177.8	740	93.8	0.82	1162	1.8	2	6.6	6.37000	68	1055
Y3-315L2-8	110	150	217	740	94	0.82	1420	1.8	2	6.4	7.23000	68	1118
Y3-355M1-8	132	175	261	745	93.7	0.82	1693	1.8	2	6.4	7.90000	75	2000
Y3-355M2-8	160	220	315	745	94.2	0.82	2052	1.8	2	6.4	10.30000	75	2150
Y3-355L-8	200	270	387	745	94.5	0.83	2565	1.8	2	6.4	12.30000	75	2250